

Ultimate Strength Analysis of Highly Damaged Plates

Jyothy K George¹, and Jobil Varghese²

¹ Civil Department, Mar Baselios Institute of Technology and Science, Nellimattom, Kerala, India

² Civil Department, Mar Baselios Institute of Technology and Science, Nellimattom, Kerala, India

Abstract

Thin plate structures are efficient structures because of their high load-carrying capacity and small weight. Thin plates are one of the common structural elements. Their load-carrying capacity mainly depends on their buckling behavior, which is in turn affected by the imperfections present in them. Dent is one of the common geometrical imperfections in thin shell structures, which may be formed in the plate as an impact of sharp objects, among other reasons. This work deals with the ultimate compressive strength of highly damaged plates resulting from dropping objects, grounding or collision. Static nonlinear finite element analyses are conducted using ANSYS. The effect of dent depth, dent size and dent size for different plate thicknesses are studied.

Keywords: *Ultimate Strength, Plates, Dent, FE Analysis, ANSYS*

1. Introduction

Steel plate structural components are the main structural components of ocean structures; ships, platforms and floating docks. As a result of the operating conditions, different damage scenarios may occur, including corrosion degradation, crack growth and indentation related to large plastic deformation. Each damage scenario affects the capacity and integrity of structures in a different manner.

Due to the operational conditions, the ship structural components are subjected to different damage scenarios accounting for corrosion degradation and fatigue cracking. As a result of dropping objects, collision and grounding, local dents may be formed. All of these types of damages directly affect the structure, which in turn influences the load carrying capacity of the structure and its ultimate strength.

In this regard, the primary contribution of the present study is to investigate the ultimate compressive strength reduction characteristics for steel plates due to local denting. It is expected that the effect of denting on the plate buckling collapse behaviour may vary from shape and size of the dent, and thus a series of ultimate strength

analyses varying such parameters are in this paper carried out using ANSYS nonlinear finite element method.

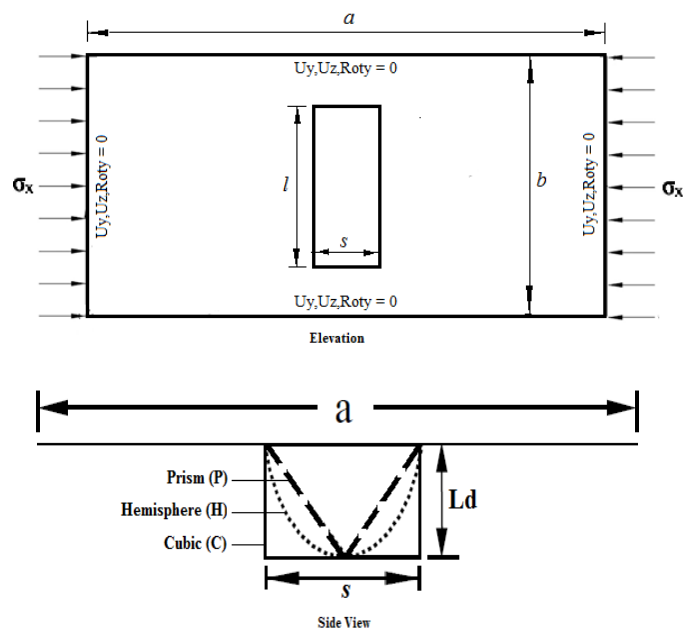


Fig. 1 Plate dent configurations, location and the applied boundary conditions

Table 1: Structural configurations of plate.

Plate dimensions (mm)	t_i (mm)	LD_i (mm)	$Si(l_i, s_i)$ (mm)	SH_i
a 800	t_1 4	LD1 0	S1 200,100	SH1 H
b 400	t_2 10	LD2 4	S2 250,100	SH1 C
	t_3 12	LD3 8	S3 350,100	SH1 P
	t_4 16			

2. Finite Element Modelling

The ultimate strength analyses of dented plates are performed based on the finite element method employing a general nonlinear finite element commercial code ANSYS. The entire finite element model is generated using the shell element SHELL 181, which is defined by four nodes, with six degrees of freedom at each node: translations in the x, y, and z directions, and rotations about the x, y, and z-axes. Shell 181 is well-suited for linear, large rotation, and/or large strain nonlinear applications and suitable for analysing thin to moderately-thick shell structures.




Fig. 2. Finite element model of plate with dent.

Extensive static nonlinear finite element analyses are performed. Having activated the large strain option, it encompasses the shape change of the elements (i.e., strains are finite), rigid-body effects (e.g., large deformation), stress stiffening and regular linear analysis to solve the geometric and material nonlinearities and to pass through the extreme points. The automatic time stepping features are also employed, allowing to determine appropriate load steps.

The material used in the finite element model was of low carbon steel with the yield stress, σ_y of 290 MPa, the Young modulus, E of 206 GPa and the Poisson's ratio, ν of 0.3 and the stress-strain model is elastic-perfectly plastic.

The quadrilateral element size of 5 mm has been defined as a good solution of the finite element model. The analysed plates are subjected to uniaxial compressive load. The applied boundary conditions are shown in Figure 1.

3. Finite Element Analysis

The finite element studies presented here relate to the parameter variation as given in Table 1. Three groups of analyses are conducted as described in Table 2. In the first one, the effect of dent depth (LD) is studied for three plate thicknesses, exploring the effect of dent depth on different thicknesses. In the second group, the variation of the dent size, S for two thicknesses and its influence on the ultimate compressive strength is investigated. In the third group, the structural responses of the plate for different idealized dent shapes SH, dent depths and plate thicknesses are presented and discussed.

Table 2 : FE analysis groups

Item	t		LD
Group 1 (LD)	t_1	S3 U SH1	LD1
	t_2		LD2
	t_4		LD3
Group 2 (S)	t_1	SH1 U {S1, S2, S3}	LD3
	t_2		
Group 3 (SH)	t_1	{SH1, SH2, SH3} U {S1, S2, S3}	LD1
	t_2		LD2
	t_3		LD3
	t_4		

3.1 Dent depth effect

The effect of the local dent depth, LD on the global structural behaviour and the ultimate compressive strength of rectangular plates with different thicknesses of 4, 10 and 16 mm is presented here. One dent size, S3 with hemisphere dent shape, H is used to model the damage shape in the nonlinear finite element analysis. The normalised stress-strain relationships for the considered thicknesses are shown in Figs. 5, 6 and 7. The normalized strength is calculated by dividing the plate strength (σ) to the material yield stress (σ_y) and the normalized strain is calculated by dividing the plate strain (ϵ) to the material yield strain (ϵ_y).

The Von Mises stresses for an intact and dented plate with LD3 is presented in Figs.3, 4 and 5. For the intact one (see Fig. 3), as the plate thickness increases, the spread of the

highly stressed zone increases. With the presence of the dent (see Figs. 4 and 5), the highly stressed area in the thick plate (16 mm) decreases and is concentrated only in the central part, this is because the dent borders act as local hinges and there is no flexibility to deform far away from the dent location. This is in a contrast to what occurred in the thinner plates, where the highly stressed areas are concentrated in the central zone and in some locations around the unloaded edges.

and post-buckling, which in turn significantly decreases the ultimate strength.

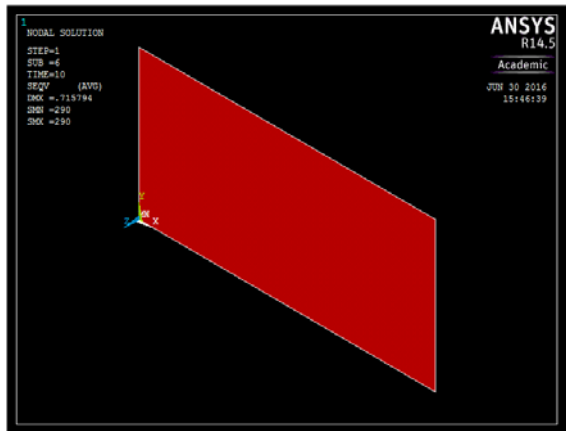


Fig. 3. Von Mises stresses for intact plate

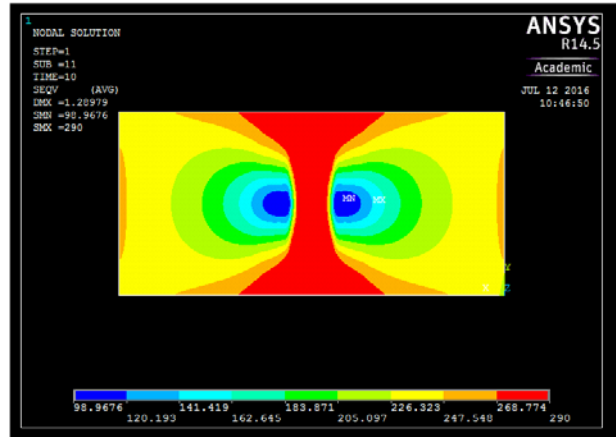


Fig. 5. Von Mises stresses for plate thickness 16 mm

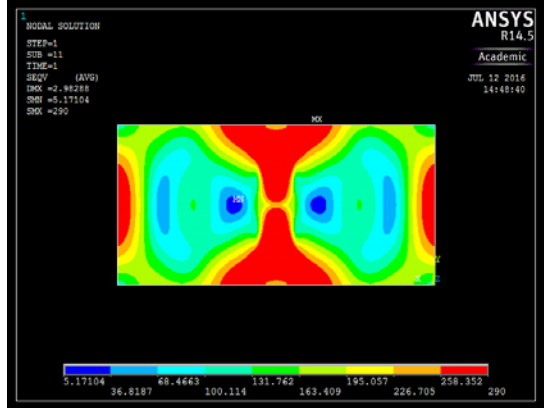


Fig. 4. Von Mises stresses for plate thickness 4 mm

From Figs. 6, 7 and 8, for a plate without a dent, LD1 (intact), as the plate thickness increases, the ultimate strength increases. By increasing the plate thickness from 4 to 10 and 16 mm, the deviation in the post-buckling regime decreases. By increasing the dent depth to LD3 (8 mm), the reduction of the ultimate strength is greater than the one of LD2 (2 mm). For a 4 mm plate thickness, with LD3 there is a noticeable deviation in the buckling and post-buckling behaviour, which only can be observed in post-buckling regime for LD2. This indicates that for a thin plate, the increase of the dent depth affects both buckling

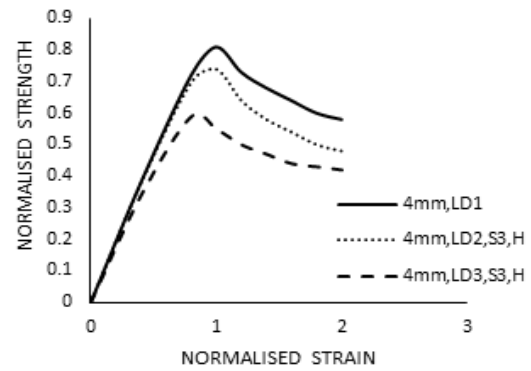


Fig. 6. Normalised stress-strain, $t = 4$ mm, different dent depth

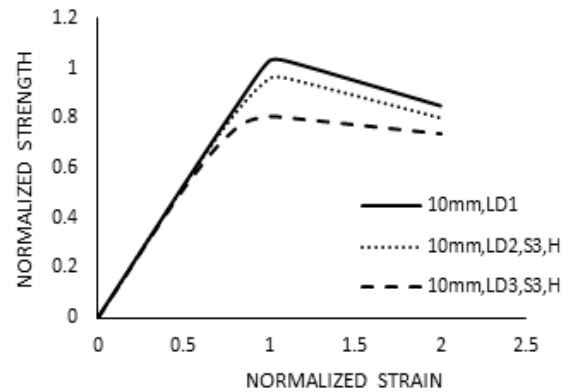


Fig. 7. Normalised stress-strain, $t = 10$ mm, different dent depth

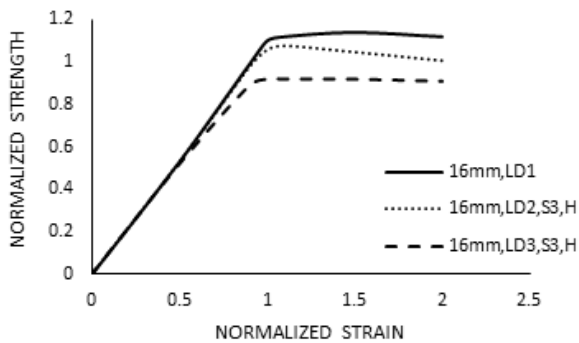


Fig. 8. Normalised stress-strain, $t = 16$ mm, different dent depth

3.2 Dent size effect

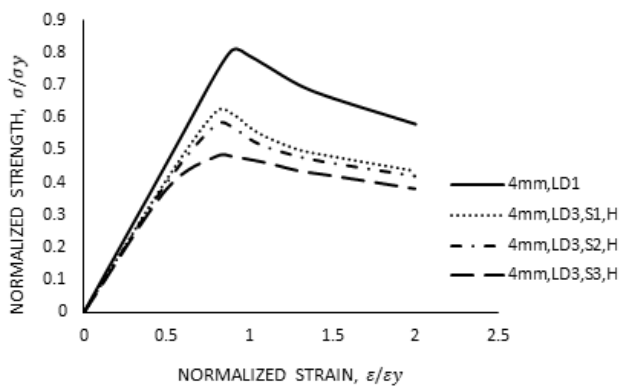


Fig. 9. Normalised stress-strain, $t = 4$ mm, different dent size for a hemisphere dent shape (H).

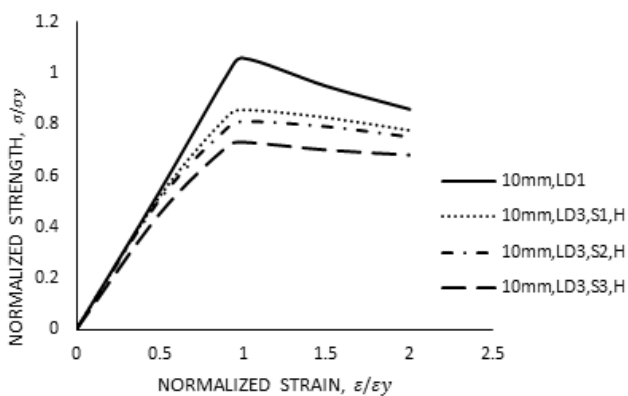


Fig. 10. Normalised stress-strain, $t = 10$ mm, different dent size for a hemisphere dent shape (H).

It can be seen from Figs. 9 and 10 that for a thin plate of 4 mm, when the dent size is increased, the estimated ultimate

strength decreases. By increasing the plate thickness up to 10 mm, the reduction in the ultimate strength, due to the variation of dent size, is less than the one of 4 mm. Comparing the strength curves of 10mm and 4mm thicknesses in Figs. 8 and 9; it is visible that the one of a 10 mm thickness has a less deviation than the one for a 4 mm thickness, with respect to the intact one. This indicates that as the plate thickness increases, the effect of dent sizes on reducing the plate stiffness decreases.

3.3 Dent shape effect

Three different dent shapes are considered in the following analysis named as H for the hemisphere, C for cubic and P for prismatic shape with a dent depth of LD3 (8 mm) and dent size S3. The effect of these shapes on the local and global structural behaviour of plates is investigated. The results of the normalized stress-strain relationships for three selected thicknesses 4, 10 and 16 mm are presented in Figs. 12, 13 and 14.

By increasing the plate thickness from 4 to 10 mm, the reduction of the ultimate strength as a result of different dent shapes is less than for the one for a 4mm plate thickness compared to the ultimate strength of the intact plate.

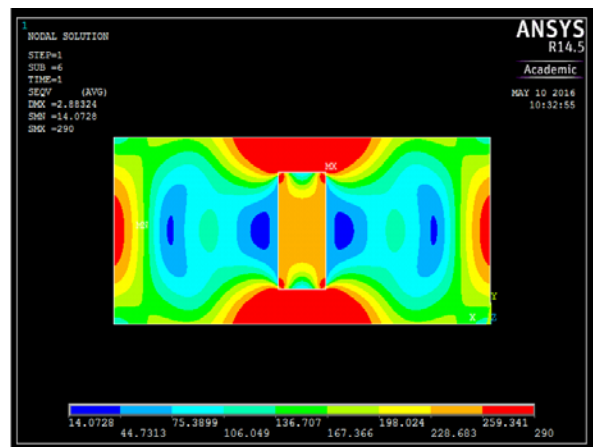


Fig. 11. Von Mises stresses for cubic dent (thickness 4 mm)

Also, for a 10 mm plate thickness, (Fig. 13), the deviation in the normalized strength curve for all the dent shapes is less than for the ones observed for a 4mm plate thickness. This indicates that the effect of different dent shapes on the plate stiffness is less for thicker than for the thinner ones.

For a thick plate of a 16mm plate thickness, as the dent size increases the variation of the ultimate strength between the hemisphere, H and the other two shapes C and P increases compared to the one of a 4 mm plate thickness.

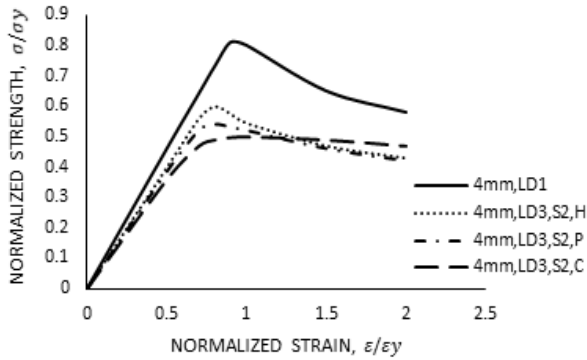


Fig. 12. Normalized stress-strain, $t = 4$ mm, different dent shapes.

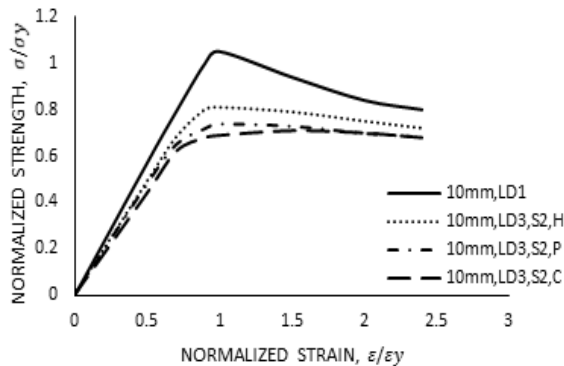


Fig. 13. Normalized stress-strain, $t = 10$ mm, different dent shapes.

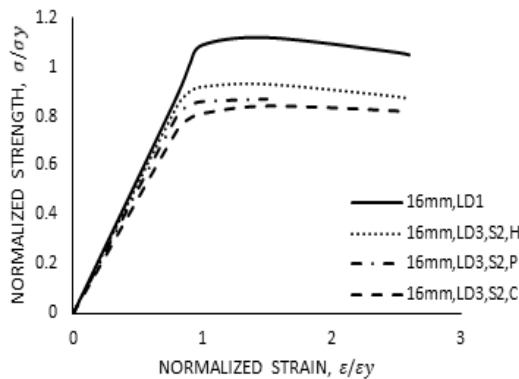


Fig. 14. Normalized stress-strain, $t = 16$ mm, different dent shapes.

Based on the conducted analyses of the ultimate strength accounting for different dent shapes, the cubic shape, C presents the lower ultimate strength for all thicknesses as well as for all considered dent sizes.

4. Conclusions

An ultimate strength assessment of highly damaged steel plates with a permanent local indentation has been carried out, using a static nonlinear finite element analysis. The effect of the dent depth as well as dent size is investigated. The behaviour of the dented plate is analysed accounting for three dent shapes.

It was observed that the reduction of the ultimate strength in the presence of dent decreases as the plate thickness increases

More energy needs to be absorbed to reach the collapse of thin plates with a deep dent; this is because the dent is acting as a resisting spring. On the contrary, for a small dent depth, the plate collapsed with a great discharge.

In the range of the analysed plate thicknesses, the cubic dent shape, C decreases much more the ultimate strength rather than the dent shape H.

Also, the dent size has insignificant effect on the reduction of the stiffness as the plate thickness increases. It may also be concluded that, from the strength point of view, in the case of a dent resulting from collision, grounding or dropped objects, the repair or replacement of the damaged area is not necessary to be done if the dent depth is very large.

Acknowledgment

I express my deepest sense of gratitude to my esteemed guide, Mr. Jobil Varghese, Asst. Professor, MBITS, Nellimattom, my cordial thanks for his warm encouragement, thoughtful guidance, insightful decision, critical comments and correction of the thesis.

I also express my sincere thanks to all the faculty members and students of the Civil Engineering Department of Mar Baselios Institute of Technology and Science for their co-operation and support.

References

- [1] S. Saad-Eldeen, Y. Garbatov and C. Guedes Soares, Ultimate strength analysis of highly damaged plates, *Marine Structures* 45:63-85, (2015)
- [2] S. Saad-Eldeen, Y. Garbatov and C. Guedes Soares, Compressive strength assessment of rectangular steel plates with a local dent or an opening, *Maritime*

- Technology and Engineering, ISBN 978-1-138-02727-5 (2015)
- [3] Jose Manuel Gordo, Effect of Initial Imperfections on the Strength of Restrained Plates, Journal of Offshore Mechanics and Arctic Engineering, Vol. 137 / 051401-1 (2015)
- [4] Malgorzata Witkowska, C. Guedes Soares, Ultimate strength of locally damaged panels, Thin-Walled Structures 97: 225–240 (2015)
- [5] S. Sultana, Y. Wang, A. J. Sobey, J. A. Wharton, R. A. Shenoi, Influence of corrosion on the ultimate compressive strength of steel plates and stiffened panels, Thin-Walled Structures 96: 95–104(2015)
- [6] Ming Cai Xu, C. Guedes Soares, Effect of a central dent on the ultimate strength of narrow stiffened panels under axial compression, International Journal of Mechanical Sciences 100: 68–79(2015)
- [7] S. Saad-Eldeen, Y. Garbatov and C. Guedes Soares, Strength assessment of wash plates subjected to combined lateral and axial loading, Maritime Technology and Engineering ISBN 978-1-138-02727-5, (2015)
- [8] S. Saad-Eldeen, Y. Garbatov and C. Guedes Soares, Ultimate strength assessment of steel plates with a large opening, Developments in Maritime Transportation and Exploitation of Sea Resources (2014)
- [9] Ming Cai Xu, C. Guedes Soares, Assessment of residual ultimate strength for wide dented stiffened panels subjected to compressive loads, Engineering Structures 49: 316–328(2013)
- [10] A. V. Raviprakash, B. Prabu and N. Alagumurthi, Residual ultimate compressive strength of dented square plates, Thin-Walled Structures 58 32–39(2012)
- [11] S. Saad-Eldeen, Y. Garbatov and C. Guedes Soares, Effect of corrosion degradation on ultimate strength of steel box girders, Corrosion Engineering, Volume 47(2012)
- [12] A. V. Raviprakash, B. Prabu and N. Alagumurthi, Ultimate strength of a square plate with a longitudinal/transverse dent under axial compression, Journal of Mechanical Science and Technology 25 (9) :2377-2384(2011)
- [13] Jeom Kee Paik, Jae Myung Lee, Dong Hoon Lee, Ultimate strength of dented steel plates under axial compressive loads, International Journal of Mechanical Sciences 45: 433–448(2003)
- [14] J. Estevens Silva, Modelling and analysis of damaged rectangular steel plates subjected to a uniaxial compressive stress, Centre for Marine Technology and Engineering (CENTEC), Technical University of Lisbon, Instituto Superior Técnico, Lisboa, Portugal.
- [15] Ge Wang, John Spencer, Yongjun Chen, Assessment of a Ship's Performance in Accidents, American Bureau of Shipping, Houston
- [16] M. Tekgoz, Y. Garbatov & C. Guedes Soares, Strength analysis of ship shaped structures subjected to asymmetrical bending moment, Analysis and Design of Marine Structures – Guedes Soares & Shenoi (Eds) ISBN 978-1-138-02789-3 (2015)
- [17] Saad-Eldeen S, Garbatov Y, Guedes Soares C. Stress-strain analysis of dented rectangular plates subjected to uni-axial compressive loading. Eng Struct; 99:78e91 (2015).
- [18] Saad-Eldeen S, Garbatov Y, Guedes Soares C., Structural capacity of an aging box girder accounting for the presence of a dent. Analysis and design of marine structures. London, UK: Taylor & Francis Group; p. 403e14 (2015.)
- [19] Saad-Eldeen, S., Garbatov, Y. & Guedes Soares, C., Analysis of Plate Deflections during Ultimate Strength Experiments of Corroded Box Girders. Thin-Walled Structures, 54, 164–176, (2012).